

PAKISTAN AUTO PARTS



**TRADE DEVELOPMENT AUTHORITY
OF PAKISTAN**





TDAP INTRODUCTION

Trade Development Authority of Pakistan is the premier trade promotion organization mandated to develop and promote products and services of the country in international markets. TDAP implements policies and directives of Federal Government and its Board of Directors for enhancing, promoting and facilitating trade. TDAP supports and facilitates businesses through latest information and capacity building initiatives to enhance and improve their leverage in international trade. To achieve its objectives, TDAP organizes as well as participates in local and international trade fairs, country specific exhibitions, trade delegations, conducts seminars and organizes contacts and information exchange events both physically as well on digital platform. This publication is part of the efforts of TDAP to share details and showcase Pakistan's products and services in international markets.



PRODUCT PROFILE

Pakistan produced its first vehicle in 1953, at the National Motors Limited, established in Karachi. Pakistan is one of the 36 Automobile Manufacturing Countries in the world. Total strength of Auto-part Manufacturers (APM) is roughly 2800 units in Pakistan. Majority of the sector is in the unorganized sector and 400-500 are in the organized sector. There are more than **10 million four wheeled** vehicles on the roads of Pakistan. 25 million two wheelers (motorcycles). The industry was highly regulated until the early 1990s, after deregulation major Japanese manufacturers entered in the market thereby creating some **internal** competition in this sector. The local auto parts manufacturing industry flourished under the deletion programs but critical components (of engine and transmission assemblies) are still being imported by foreign OEMs.

PRODUCTION AREAS WITH MAP:



LOCAL CONSUMPTION:

Value of Locally Produced
Auto Parts in Pakistan
\$ 3 Billion

Source: PAAPAM

Between 2014 and 2018, much of which has been fueled by the Automotive Development Policy introduced in 2016.

There are two segments in the auto parts sector: Sales to OEM's for the assembly of new cars, and the aftermarket. The OEM's provide a blueprint that is manufactured to exact specifications required by the local firms. There are several instances of technical collaboration of local parts manufacturers with foreign firms. There is immense potential to invest in spare parts for the automotive industry to serve the growing Production need of locally assembled automobiles.

The country's total investment in the auto sector is above Rs 150 Billion. It provides direct employment to 200,000 people and around 1.2 million indirectly. The aftermarket of Pakistan is estimated to be worth US\$ 3.5 billion.

The Auto sector now contributes Rs 92 billion as direct tax in the national exchequer.

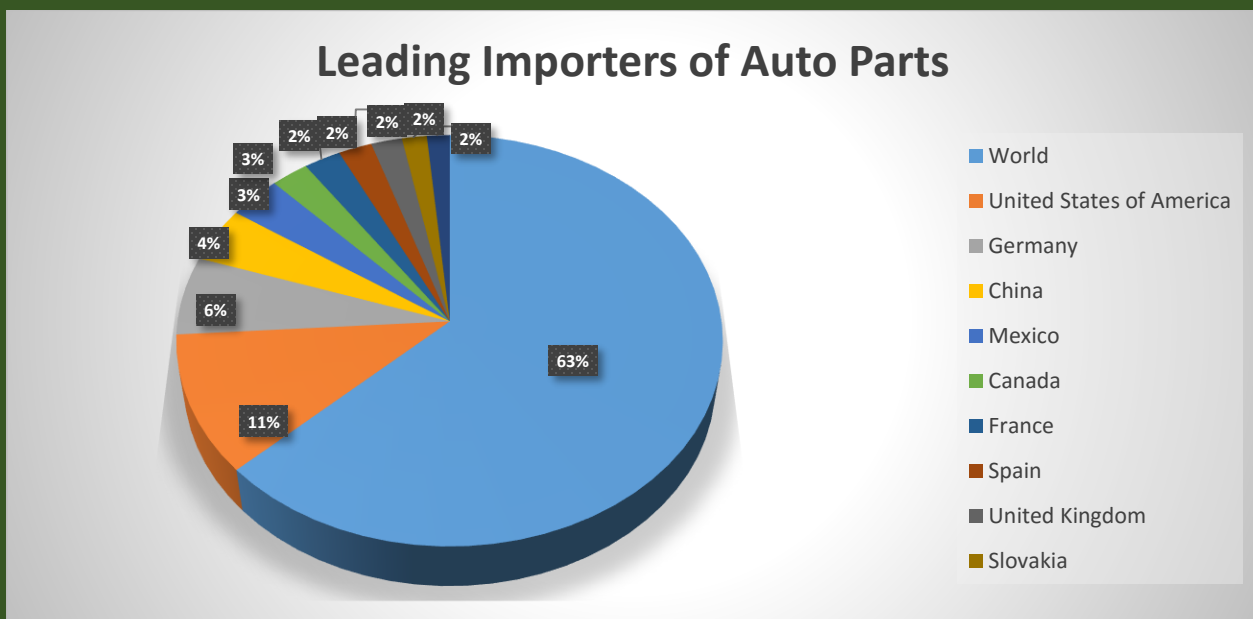
HS Codes: 4011, 4013, 8483, 8507, 8708



Top Importing Countries of the World

Value: US\$ 000

Top 10 Importers of the Auto Parts						
Sr No.	Importers	Imported value in 2016	Imported value in 2017	Imported value in 2018	Imported value in 2019	Imported value in 2020
	World	521,716,441	567,115,041	619,457,124	600,529,501	531,302,333
1	United States of America	93,661,596	96,560,014	104,495,506	103,223,372	91,852,139
2	Germany	51,976,554	57,879,299	62,076,020	57,582,492	51,927,306
3	China	34,647,886	37,480,050	41,243,987	36,300,755	36,368,369
4	Mexico	29,762,173	32,903,822	35,290,716	35,024,790	28,750,788
5	Canada	28,073,095	28,053,056	27,877,573	27,284,001	20,572,184
6	France	20,106,840	22,779,137	26,012,009	24,871,395	20,202,379
7	Spain	19,776,424	20,725,724	21,480,244	20,339,642	18,339,945
8	United Kingdom	20,799,224	21,951,049	23,737,992	22,377,497	16,920,105
9	Slovakia	9,166,336	9,243,288	12,186,102	13,474,058	13,598,851
10	Czech Republic	11,214,796	12,519,646	13,684,946	13,569,429	12,438,738



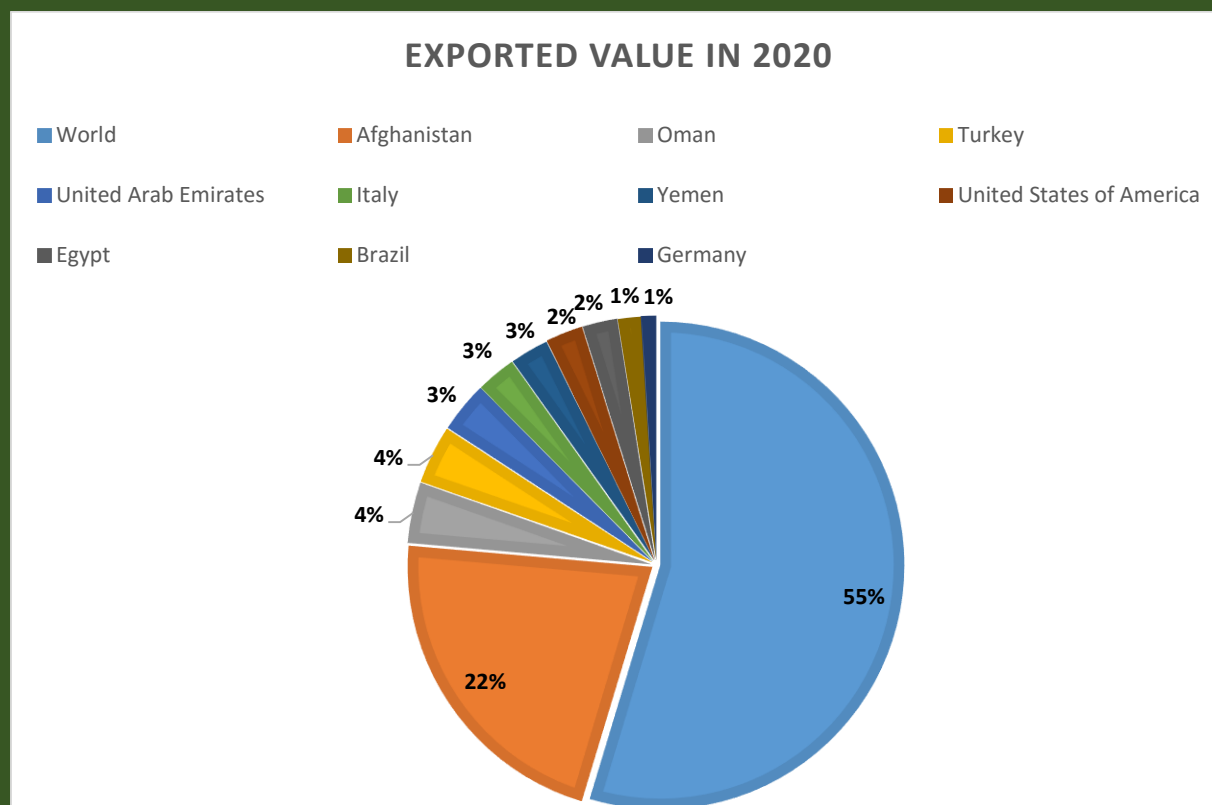
Export figures of 5 years

Pakistan Exports

Value: US\$ 000

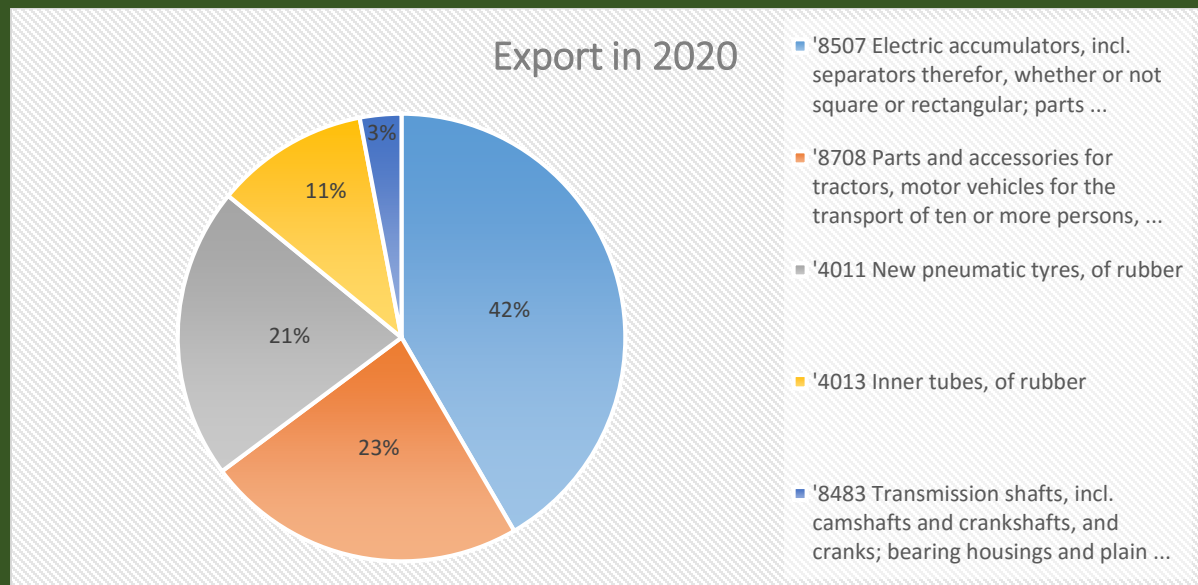
Sr no	Importers	Exported value in 2016	Exported value in 2017	Exported value in 2018	Exported value in 2019	Exported value in 2020
	World	46,193	47,662	54,317	62,870	61,857
1	Afghanistan	26,531	22,175	21,742	24,383	24,590
2	Oman	382	184	791	3,397	4,489
3	Turkey	2,168	3,317	2,587	2,747	4,369
4	United Arab Emirates	1,144	2,025	2,713	3,418	3,827
5	Italy	1,578	2,826	4,172	3,252	2,993
6	Yemen	234	366	1,279	4,390	2,880
7	United States of America	2,415	3,434	3,750	4,034	2,798
8	Egypt	1,167	1,120	1,391	1,660	2,598
9	Brazil	157	700	1,846	1,598	1,701
10	Germany	674	654	667	980	1,075

Source :ITC



Code	Product label	Exported value in 2016	Exported value in 2017	Exported value in 2018	Exported value in 2019	Exported value in 2020
	All products	20,533,793	21,911,598	23,778,621	23,818,817	22,237,163
	Auto Parts	46,193	47,662	54,317	62,870	61,857
'8507	Electric accumulators, incl. separators therefor, whether or not square or rectangular; parts ...	19,026	17,096	19,646	26,710	25,734
'8708	Parts and accessories for tractors, motor vehicles for the transport of ten or more persons, ...	15,009	15,503	18,528	17,074	14,356
'4011	New pneumatic tyres, of rubber	8,502	8,635	7,463	9,756	13,052
'4013	Inner tubes, of rubber	2,941	4,600	6,659	7,346	6,861
'8483	Transmission shafts, incl. camshafts and crankshafts, and cranks; bearing housings and plain ...	715	1,828	2,021	1,984	1,854

Source ITC





Mr. Usman Elahi
Assistant Manager (Product Officer)
Contact: +92-42-9923284
Email: usman.elahi@tdap.gov.pk

Trade Development Authority of Pakistan, Ministry of Commerce
5th Floor FTC Building, Block-A, Shahrah-e-Faisal, Karachi - Pakistan
Tel: +92-21-99206487-90 FAX: +92-42-99206497
UAN: +92-111-444-111
URL: www.tdap.gov.pk