


# PAKISTAN MEAT



**TRADE DEVELOPMENT AUTHORITY  
OF PAKISTAN**





## TDAP INTRODUCTION

Trade Development Authority of Pakistan is the premier trade promotion organization mandated to develop and promote products and services of the country in international markets. TDAP implements policies and directives of Federal Government and its Board of Directors for enhancing, promoting and facilitating trade.

TDAP supports and facilitates businesses through latest information and capacity building initiatives to enhance and improve their leverage in international trade.

To achieve its objectives, TDAP organizes as well as participates in local & international trade fairs, country specific exhibitions, trade delegations, conducts seminars and organizes contacts and information exchange events both physically as well on digital platforms.

This publication is part of the efforts of TDAP to share details and showcase Pakistan's products and services in international markets.



# PRODUCT PROFILE

## Contribution of Livestock Sector to Agriculture:

Livestock sector plays a pivotal role in the agricultural based economy of Pakistan. It is extremely labor-intensive and includes a big portion of the rural work force, provides employment to more than 8 million families. The agriculture sector in Pakistan is the backbone of economy, provides raw materials to run the different industries and helps in reducing poverty. Livestock having share of 60.54 percent in agriculture and 11.22 percent in GDP, maintained the growth at 4.0 percent against the target of 3.8 percent. (Economic Survey of Pakistan-2018-19)


Agriculture Growth Percentages (Base=2005-06)							
SECTOR	2012-13	<u>2013-14</u>	<u>2014-15</u>	<u>2015-16</u>	<u>2016-17</u>	<u>2017-18</u>	<u>2018-19</u>
Livestock	3.45	2.48	3.99	3.36	2.99	3.62	4.00

Source: (Economic Survey of Pakistan 2018-19)

## Brief Overview of Meat Sector

EXPORT OF MEAT FROM PAKISTAN (Source: PBS) Value In "000" US\$		
JULY-JUNE		% CHANGE
2019-20	2018-19	
303,456	243,515	24.61

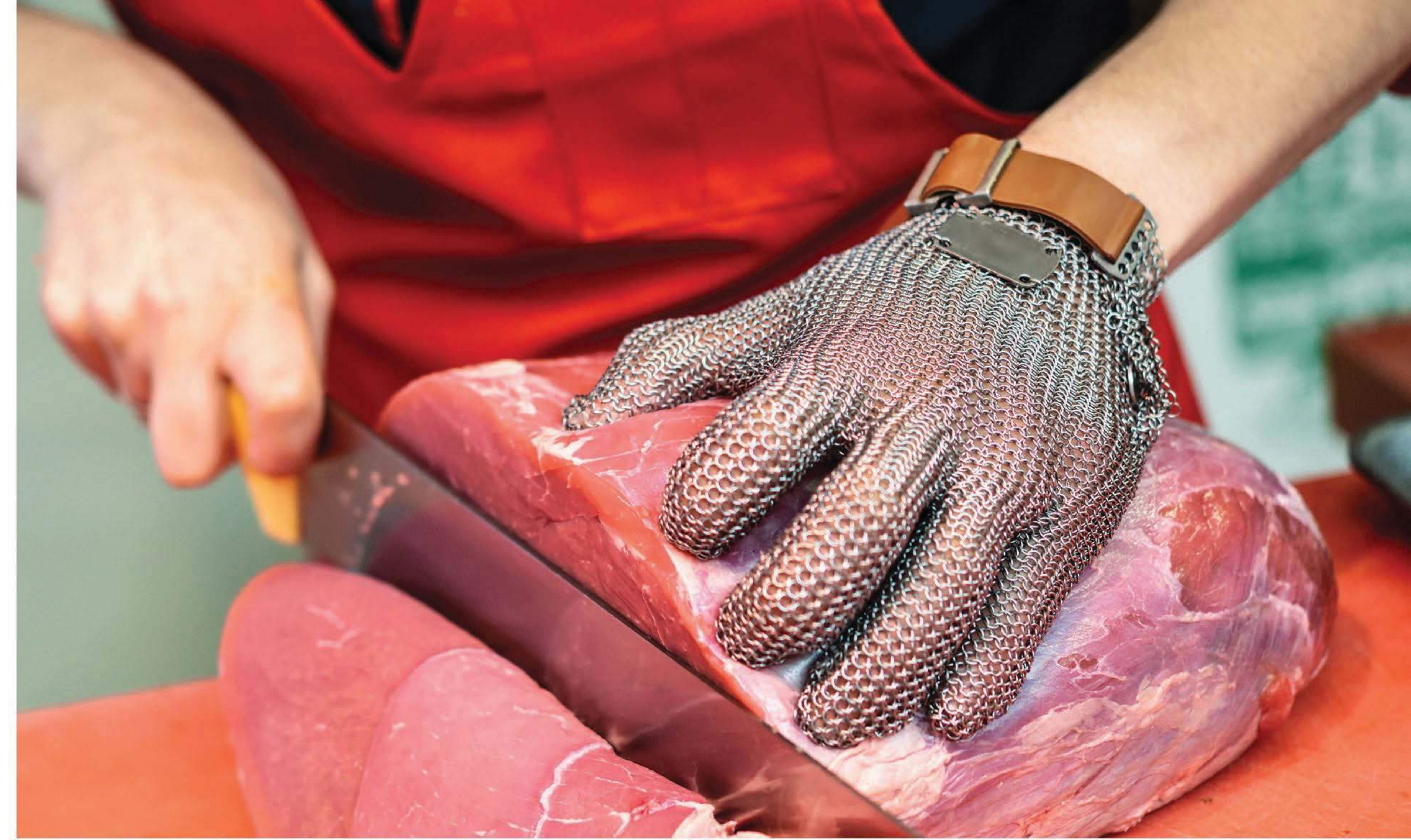
Meat is a major source of proteins, vitamins, and minerals, which is important for the health of humans. A total of US\$ 303.3 million of meat and meat products were exported during FY 2019-20 from the registered export oriented slaughter houses in the private sector (Source: PBS July-June 2019-20). The export of other livestock by-products such as animal casings, bones, horns & hooves, gelatin etc. was facilitated by MNFSR. The efforts continues for market access with the relevant concerned authorities around the world.



# PRODUCTION -5 YEARS DATA

Estimated Meat Production (000 Tonnes)			
Categories	2017-18	2018-19	2019-20
Meat	4,262	4,478	4,708
Beef	2,155	2,227	2,303
Mutton	717	732	748
Poultry Meat	1,391	1,518	1,657

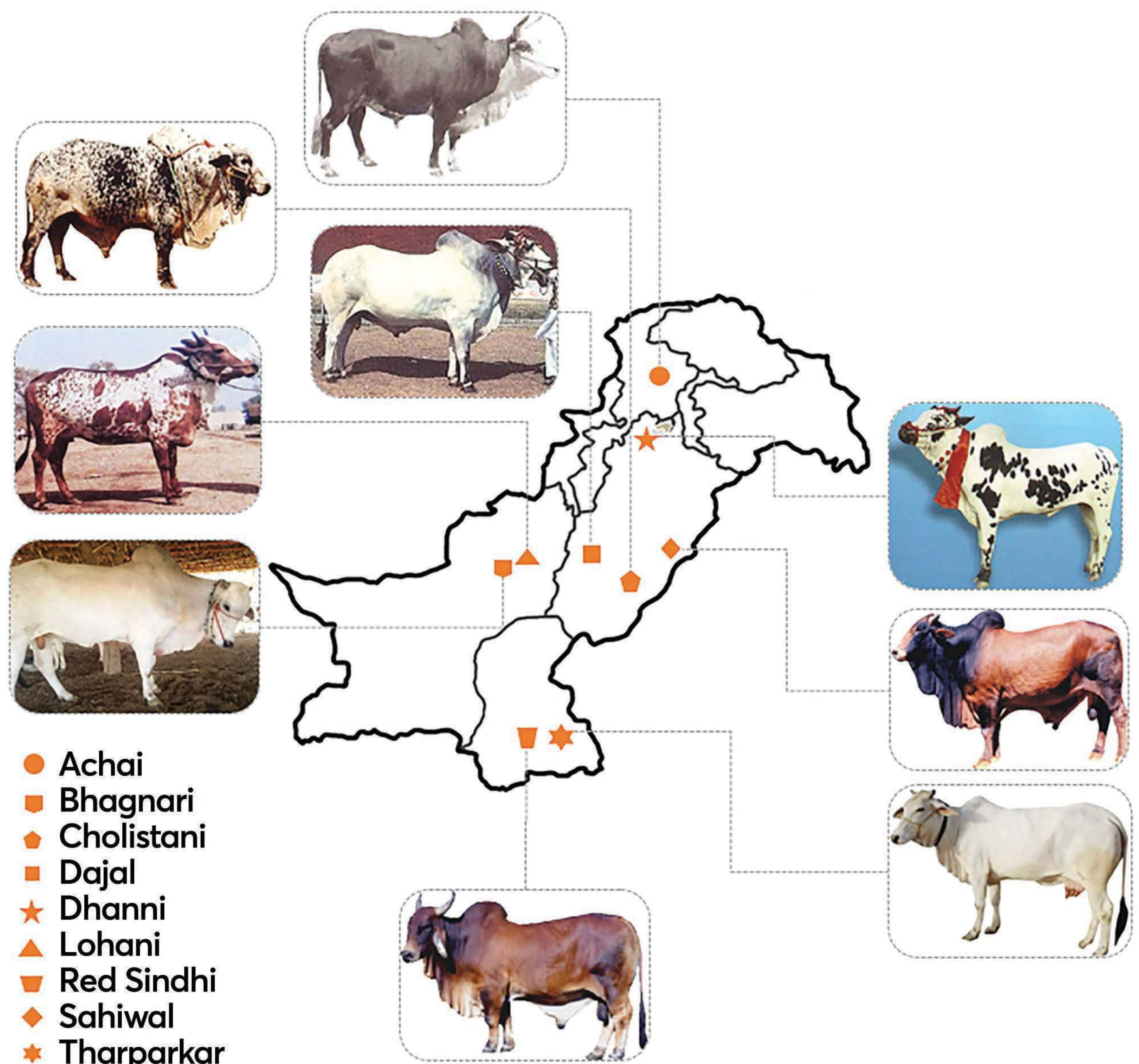

Source: Pakistan Economic Survey 2019-20



# LOCAL CONSUMPTION

PER CAPITA AVAILABILITY OF MEAT (July-June) (000 tonnes)								
	2010-11	2011-12	2012-13	2013-14(P)	2014-15	2015-16	2016-17	2017-18
1. Total Production*	2939	3232	3379	3531	3696	3873	4062	4263
2. Per Capita Availability (Kgs/annum)	16.76	18.07	18.60	19.00	19.30	20.00	20.83	21.08
* = Includes beef, mutton and poultry meat		Source: Ministry of National Food Security and Research						

# PAKISTAN GEOGRAPHICAL MAP OF CATTLE BREEDS



## VARIETIES

**Beef:** Packages food is either chilled or frozen, boned or de-boned, or provided in vacuum or carton packaging.

**Lamb:** Packages food is either chilled or frozen, boned or de-boned, or provided in vacuum or carton packaging.

### PRODUCT AVAILABILITY

1. Whole Carcass Quarters, Cuts or Compensated Cuts
2. Bone-in or Deboned Meat
3. Chilled Vacuum / Cotton Packed
4. Frozen Carton Packing

### PRODUCT RANGE :

We meet all your meat needs. Whether you are seeking whole carcasses or superbly cut pieces, we have a wide range for you to choose from.



#### A-Red Offal

#### B-Veal

1. Cattle Veal
2. Buffalo Veal

#### C-Bovine

1. Cattle Beef
2. Buffalo Beef
3. D-Ovine
4. Goat
5. Lamb
6. Fat-Tail Lamb
7. Sheep



## CERTIFICATIONS



Government of Pakistan  
Pakistan Halal Authority



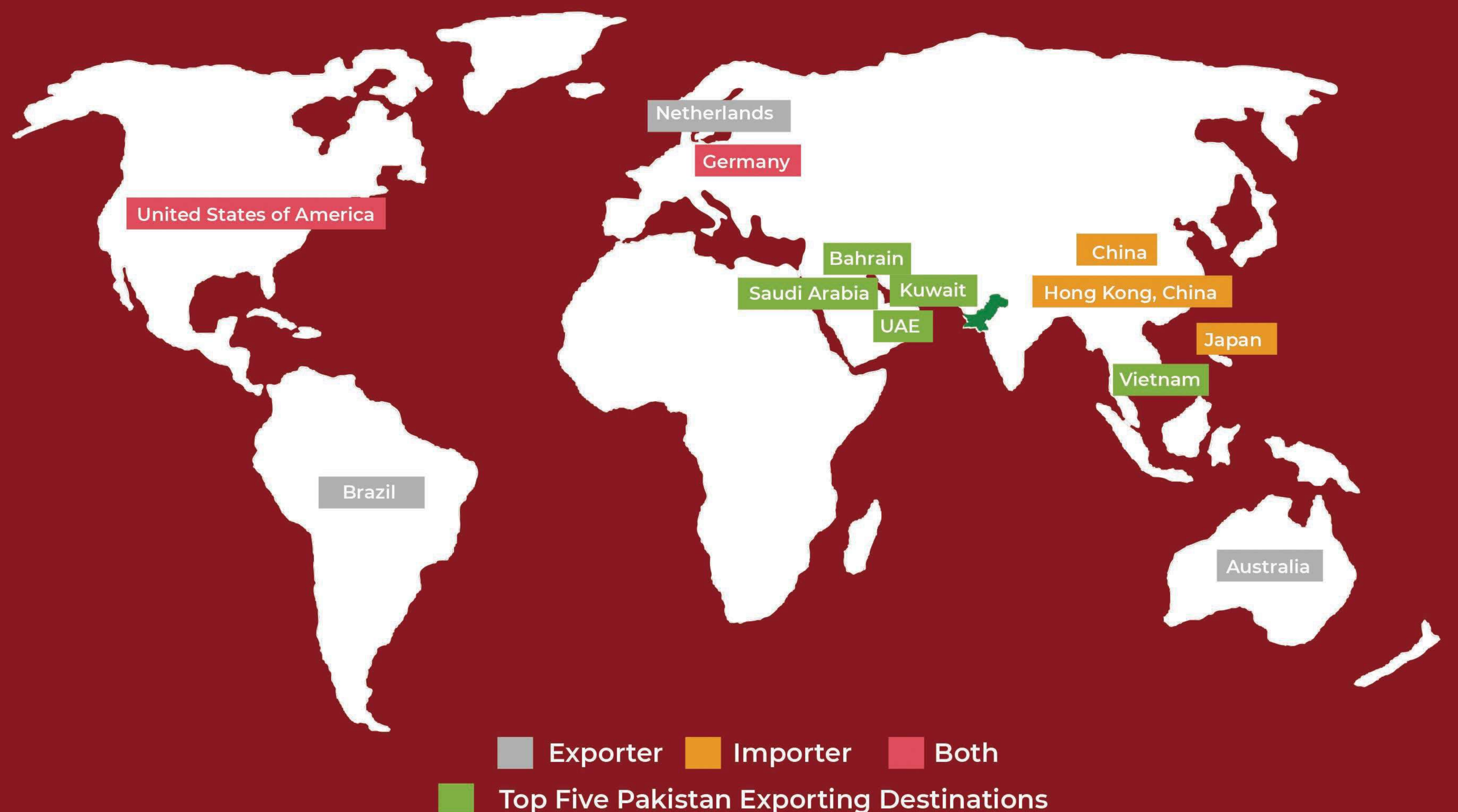
# PAKISTAN MEAT EXPORT FIGURES - 5 YEARS DATA

Importers	Exported value in 2015	Exported value in 2016	Exported value in 2017	Exported value in 2018	Exported value in 2019
World	263,743	239,741	212,316	228,705	295,610
United Arab Emirates	79,794	84,851	72,604	91,212	110,826
Saudi Arabia	69,073	58,049	40,983	36,847	52,201
Kuwait	28,275	27,889	29,035	36,005	40,989
Vietnam	33,483	27,230	32,638	25,518	22,725
Bahrain	20,155	16,202	4,556	13,814	16,634

Source: ITC



## TOP MEAT IMPORTING AND EXPORTING COUNTRIES





Mr. Aurangzeb Jahangir

Assistant Manager, (Product Officer)

Contact No. +92-313 -2744452

Email: [aurangzebjahangir@tdap.gov.pk](mailto:aurangzebjahangir@tdap.gov.pk)

**Trade Development Authority of Pakistan, Ministry of Commerce**

FTC Building, Block-A, Shahrah-e-Faisal, Karachi - Pakistan

Tel: +92-21-99206487-90 UAN: 111-444-111

URL: [www.tdap.gov.pk](http://www.tdap.gov.pk)